



ASSIGNMENT #5
Due Friday, January 17

Complete each short progression below by providing an appropriate chord of resolution (represented with a Roman numeral and figures) in the blank provided. Then add the correct key signatures and realize the progressions in four-part vocal style.




b: i vii^{o7} ____ f: i vii^{o4}₃ ____ c#: i vii^{o6}₅ ____

Harmonize the melodic fragments below, incorporating a different position of vii^{o7} into each exercise. (There may be more than one correct solution.) Then realize the progression in either keyboard or vocal style (your choice).



Complete the progression below by filling in the blanks with appropriate Roman numerals and figures. (There are multiple good answers.) When you are done, realize the progression in either keyboard or vocal style (your choice). Provide a two-level contextual analysis. *Helpful hint:* some melodies work better with particular chord combinations and vice versa. Don't think of the components of your answer as unrelated.

*Phrygian
cadence*



a: i vii^o6 i⁶ V⁶ i ____ V⁶₄—⁶₂ ____ ____ i ____ ____

Treating each given note as a chord tone, harmonize the short melody below in four-part keyboard style, including some kind of ii^o7 chord (not necessarily in root position). As always, represent the chords you choose with appropriate Roman numerals and figures, and please restrict yourself to chords we have covered in class. Again, provide a contextual analysis and identify the final cadence type.

Cadence type:

