

# Multi-Season Forecasts of North Atlantic Hurricane Activity: 2003–2008

JAMES B. ELSNER

Department of Geography, Florida State University

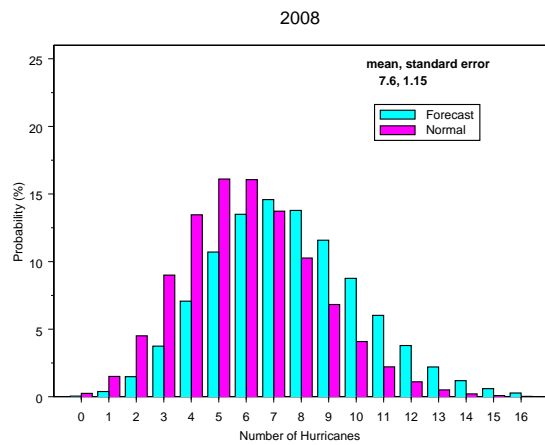
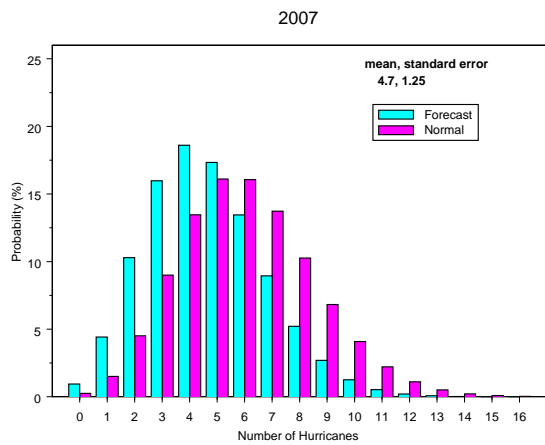
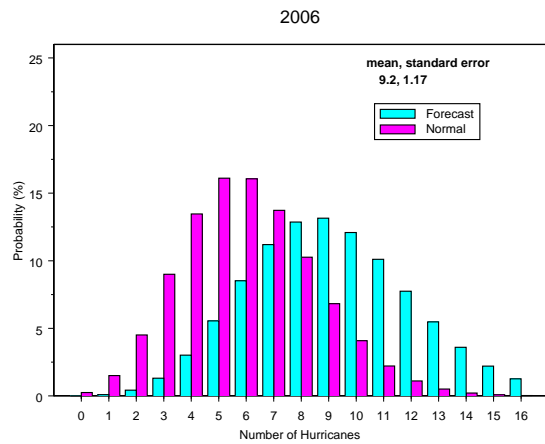
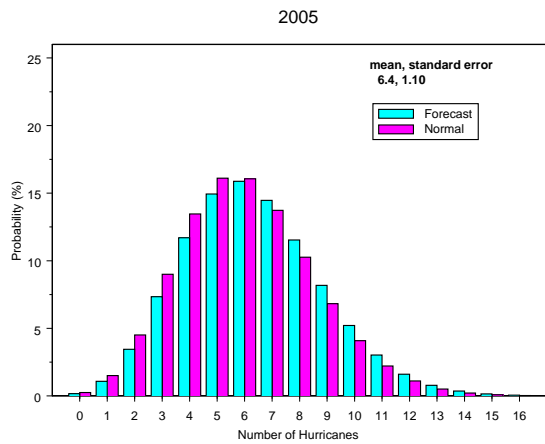
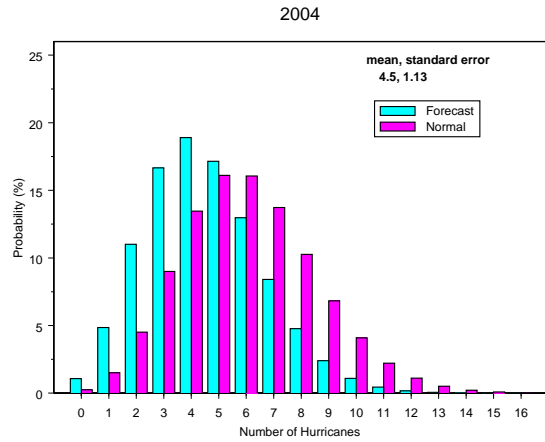
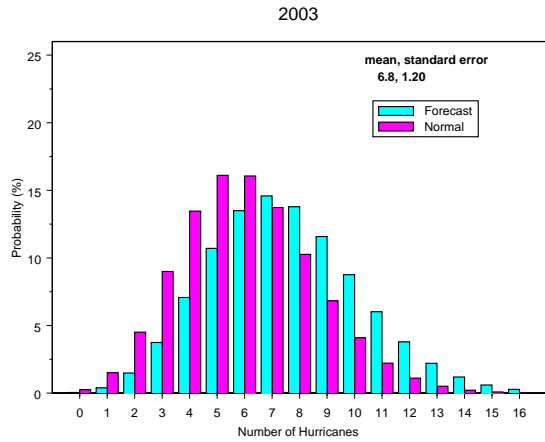
Tallahassee, FL 32306

email: [jelsner@garnet.fsu.edu](mailto:jelsner@garnet.fsu.edu)

Issued: January 1, 2003

Singular spectrum analysis (SSA) applied to annual North Atlantic hurricane counts produces a set of filtered time records that capture the important modes of temporal hurricane variability. Details of the analysis are given in Elsner et al. (1999). Multivariate Poisson regression of annual counts on the filtered records generates a forecast probability distribution for the next season. This procedure is iteratively applied to make forecasts for six consecutive seasons.

# Number of Hurricanes



**Acknowledgments:** We are grateful to Thomas Jagger for his help with some of the programming issues. Partial support for this work comes the National Science Foundation and the Florida State University Program Enhancement Grant.

## Reference

- Elsner, J. B., A. B. Kara, and M. A. Owens, 1999: Fluctuations in North Atlantic hurricanes. *J. Climate*, **12**, 427–437.